



KNITTERS' KNEWS

Vol. 35, Issue 1 September 2014

MKG

THE MADISON KNITTERS' GUILD MEETS THE SECOND MONDAY OF EACH MONTH SEPTEMBER THROUGH MAY.

PROMEGA BIOPHARMACEUTICAL TECHNOLOGY CENTER (BTC), 5445 E. CHERYL PARKWAY, FITCHBURG, WI

THE HOUSE THAT GENGHIS BUILT

By Mary Underwood, September 8th Speaker

Make that "Chinghis". We've been mispronouncing this legendary leader's name for several hundred years. There is certainly more to Mongolia than its ancient history of nearly conquering the known world 800 years ago. Today the main city of Ulanbaatar is transformed almost daily by skyscrapers and office buildings mushrooming in nearly every sector, thanks to the current mining boom. And still the old ways are evidenced in the midst of

modernization with a ger district of nearly 800,000 people living next to giant steel and glass buildings, restaurants, and growing retail stores.

Ger is the Mongolian word for felt covered, portable, round structures usually occupied by nomads. Yurt is the word you are probably most familiar with. There are many styles of these energy efficient and easily constructed homes, and the interiors also reflect the ethnic or regional influences of the occupants. Some are made with elaborately carved and painted wooden frames. Some are simple. Sizes can vary, depending upon whether used for winter, spring, summer or fall camps. And usually a

family will have a kitchen/storage ger.

What makes these structures so special to those of us whose passion is fiber is that they are covered by layers of felt. During the occupation by Russia, making felt was discouraged and to be replaced with factory made felt, known as 'brown felt'. With independence in 1990 it is much more common to find families making their own felt again. And that is what we'll see in my lecture, along with an overview of Mongolia in pictures.



LETTER FROM THE PRESIDENT

Greetings MKG members! Our first meeting at Promega is now behind us and all feedback has been positive, especially Membership Chair Carol Spiegel's idea for two separate lines to return our name badges. That really expedited the process! The large turnout for the meeting was gratifying; I had feared that many people would be on vacation. Personally, I enjoyed the format of the meeting with Anne

SEPTEMBER MEETING:

5:00-6:30 pm: Doors Open

Pick up your badge, then visit Hospitality, Library, Vendors, Community Projects, and Knit Aid in the Atrium and Cafeteria

5:45-6:15 pm: Knit Connections

Welcome new members; gather in room 122

6:30 pm: Meeting Starts

Business Meeting, Guest Speaker, Break, Show N' Tell, Door Prizes in Auditorium

IN THIS ISSUE:

- Meeting Program – 1
- Letter from the President – 1-2
- Library Notes – 3
- October's Speaker – 3
- Treasurer's Report – 3
- Mark Your Calendar – 4
- Neighborhood Knits – 4
- Membership Report – 5
- Community Knitting – 5
- Free Scarf Pattern – 6
- Knit-In 2015 – 6
- MKG Annual Report – 7
- August Meeting Minutes – 8
- Book Review – 8
- September's Vendors – 9
- Fall Knitting Classes – 10
- Ewe and Janine – 10
- MKG Knit Along – 11
- Advertisers – 11-12

LETTER FROM THE PRESIDENT, CONTINUED...

Bosch's presentation followed by a very short break right in the auditorium before the door prize drawing. That allowed more time for shopping after the meeting. To me, this seemed more relaxing—but costly! Speaking of large turnout, it would be really helpful if everyone could fill in seats from the middle of each section so that people who are unable to arrive early don't have to climb over legs, purses, knitting bags, etc.

September meeting — The format for the next meeting takes us back to our regular schedule. Doors open to members at 5:00 pm to use the library, shop, and socialize. Knit Connections will be in room 122 (right off the atrium) from 5:45-6:15 pm. This month's gathering will be especially for new and sort-of-new members. The business meeting begins at 6:30 pm in the auditorium. Following a break to support our vendors and browse the library, we will end the evening back in the auditorium for show & tell and door prize drawing.

Knit Connections — As I mentioned at the August bonus meeting, the 30-minute Knit Connections gatherings are held from 5:45-6:15 pm before our regular meetings and are meant to bring together small groups of members to make the Guild feel more welcoming despite being such a large one. These are the topics planned for the 2014–15 season:

1. This month we will visit with new members.
2. In October, two sub-committee chairs (yes, we even have sub-committees!) of Neighborhood Knits will talk about the knit along—more details to follow next month.
3. In November Barbara Armstrong will help us find some good last minute gifts to knit.
4. Webmaster Carrie Hafele will give a tutorial about the Guild's website in December.
5. I thought you might be interested in learning about

various knitting retreats, trips, and camps. That is scheduled for January.

6. By February we are seriously looking for volunteers for board members and committee chairs so most of us will be available to tell you what we do and how you can help.
7. I'd like Ravelry guru Stacy Parenteau to do another demonstration in March for those of us who'd like to more fully use that resource.
8. And finally, in April we'll have a mini show and tell so you can show us what knitting you've completed since January 1st. This is especially for people who may be a little shy about participating in show and tell during the regular meeting.
9. There is too much going on at the annual May meeting so no K.C. that month. Hopefully, there will be at least one K.C. gathering of interest to everyone.

Your dues — Did you realize that your dues are not used to pay for bus trips to Stitches, Vogue Live, or Safari? Those activities are completely paid for by those who participate. The goal of Knit-In organizers has always been for it to pay for itself without making a profit. The chairs of that committee have been fairly successful—occasionally making more money than expected! Please let me know if you have questions about your Guild budget.

Acknowledgement — Do you remember going to a yarn sale in May? Former Guild president Pauline Sinkule was so grateful to all of us who purchased her knitting supplies and yarns that she gave a generous gift of money to the Guild, directing us to use the money for the benefit of the members. After some deliberation the board decided to use the money to bring in a special speaker in April. Barbara Rottman will provide details later, but this will likely result in the April meeting (as well as October and May) being for members only.

See you soon!

— Connie Burmeister, President

DON'T MISS THE BUS... SEATS ARE FILLING FAST!

The Madison Knitters' Guild is offering a day trip to [Vogue Knitting LIVE](#). We will be going Saturday, October 25, 7:30 am–7:30 pm. The Badger Bus leaves from Dutch Mill Park & Ride to take you to The Palmer House in Chicago, IL.

- Cost is \$50 for members; \$55 for non-members.
- Fee includes round trip motor coach and entry to the [Marketplace](#).
- Registration Deadline: Friday, October 17. Once registered, an email will be sent with directions on how to pay by check or PayPal (and credit card). After the payment is processed, you'll receive a confirmation email.

Questions? Contact Jane Grogan: janegro@yahoo.com or [608-279-2591](tel:608-279-2591)



LIBRARY NOTES:

We are starting the year off right, with the addition of forty books to our library. Forty books is an 11% increase to our total book holdings. That's a lot of books in one month!

Once again, **Rhonda Croxson** donated a large collection of books to the Guild this summer, creating an abundance of new books for all of us to use. At the September meeting we will be adding thirty-seven books from Rhonda covering a huge range of topics from stitch dictionaries, to customizing patterns, and designs for kids and adults. Stop by the library table or look on LibraryThing to see all the new books. Thank you, Rhonda!

In addition to donated items, the library will be adding newly purchased books every month. This month we are adding three books by Arne & Carlos, whose whimsical designs and attention to detail have made them a Guild favorite. **Knit-and-Crochet Garden** and **Easter Knits**, contain fun, fanciful patterns that would make great gifts. **Norwegian Knits with a Twist** goes back to more traditional patterns for socks, sweaters and mittens, but with a special Arne & Carlos flair.

The board and library recognize long-time library volunteer, **Barbara Armstrong**, for all her years of service to the Guild. Barbara began volunteering with the library in 1995. Over those 19 years she helped to create and standardize library procedures. She spent many meetings hauling books to and from meeting rooms and making sure the library continued to grow. This year she will be offering her knitting expertise to Knit Connections. Thank you, Barbara!

Finally, please remember to bring back all your library materials this month. Library materials can be checked out for only one month at a time. This ensures that books, magazines and DVDs can be shared with all our members.

– Marijka Engel, Library Chair



SNEAK PEEK AT THE OCTOBER MEETING'S SPEAKER, SHIRLEY PADEN:



As an internationally recognized hand knitwear designer, Shirley Paden's designs and articles have appeared in the leading magazines in the hand knitting industry such as *Vogue Knitting*, *Interweave Knits*, *Interweave Crochet*, *Knitters*, *Family Circle*, and *Knit it* as well as in the collections of leading yarn companies. She has taught and lectured on various aspects of hand knitting and crochet locally, nationally and internationally. She also has a popular online class *Handknit Garment Design* featured on the popular Craftsby website. Her book, **Knitwear Design Workshop**, was the best selling knitting book on Amazon.com in 2010 and remains a key industry reference. Shirley has been featured on HGTV and Knitting Daily TV as well as in designer interviews in the leading knitting

magazines and in the well-known *Designer's Studio* series. The British magazine *The Knitter* has listed her in their "Who's Who in North American Knitting." She was the 2011 featured American Needlework Designer at the Danish Needlework Fair in Middelfart, Denmark. She is also the owner of *Shirley Paden Custom Knits* located in New York City where she designs an exclusive line of custom knit clothing.

TREASURER'S REPORT:

Month Reported:	July 2014
Income:	\$6,635.25
Disbursements:	\$322.50
Checking:	\$33,611.39
Savings:	\$3,069.38

DID YOU KNOW?

- You can receive a daily update of MKG events using the RSS feed button on the Events page.
- You can switch from calendar view of Events to a table view by using the toggle button.
- You can subscribe to and comment on any topic on the Forum page.
- Need help with a knitting problem? Start a forum on the Forum page.

Mark Your Calendar!

UPCOMING GUILD EVENTS:

September 8: [Guild Meeting](#) featuring Mary Underwood and vendors: Spry Whimsy and darn. knit. {anyway}

September 21: Knit Along (KAL)—Taking our Measurements, 2:00–4:00 pm, Fitchburg Library

October 10-11: [Design Master Class](#) with instructor Shirley Paden

October 12: [The Final Touch: Finishing Class](#) with instructor Shirley Paden

October 13: [Lace Techniques](#) with instructor Shirley Paden

October 13: [Guild Meeting – Members Only](#) – featuring Shirley Paden and vendors: Kaleidoscope and Cottage Creations

October 19: KAL—Checking our Swatches, 2:00–4:00 pm, Fitchburg Library

October 25: [Vogue Knitting LIVE!](#) Bus trip to Chicago, 7:30 am–7:30 pm.

November 9: [Two Color Knitting - Let's Begin](#) with instructor Mary Jane Mucklestone

November 9: [Scandinavian Colorwork](#) with instructor Mary Jane Mucklestone

November 10: [Fresh Fair Isle](#) with instructor Mary Jane Mucklestone

November 10: [Guild Meeting](#) featuring Mary Jane Mucklestone

November 16: KAL—Casting on our Chimera Sweater, 2:00–4:00 pm, Fitchburg Library

December 1: [Guild Meeting](#) featuring Chris Bylsma (Note this is the 1st Monday of the month.)

January 12: [Guild Meeting](#) featuring Laura Gilbertson

February 9: [Guild Meeting](#) featuring Carolyn Yackel

February 20–22: [Knit-In 201](#), Alliant Energy Center

OTHER LOCAL FIBER EVENTS:

September 5-7: [Wisconsin Sheep & Wool Festival](#), Jefferson County Fair Park, Jefferson, WI

NEIGHBORHOOD KNITS MINI CLASSES

An MKG Members Only Benefit

The Madison Knitters' Guild offers mini classes to members only for a nominal cost of \$5.00, payable to instructor at class time. Classes are 1.5 hours long at locations around Madison. Use this as an opportunity to meet fellow Guild members and instructors at a location and time convenient to you while you learn a new technique. Class sizes are limited, so register only if you are certain you will attend. Depending on interest, we will add more classes at later dates.

The following is a summary of initial class offerings. Save the date for your preferred class and check the website for online registration coming later this month.

- October 20, 2014: Math for Knitters with Mary Hamel (registration will open later in September)

Coming Soon:

- Magic Loop for Socks with MJ Wiseman
- I-Cord – On the Edge with Sheryl Thies
- Hats with Cathy Baker
- Thumbie Mittens with Barbara Rottman
- Basic Cables with Sandy Gordon

We are looking for Instructors for the following topics: Critter Knitting, Button Holes, Set-In Sleeves, Picking Up Stitches. If you are interested in teaching one of these topics please contact Bonnie (Bonnie64mkg@gmail.com) or Sandy (sandy@sandygordoninteriors.com). Thank you!

- Sandy Gordon & Bonnie Dill, Neighborhood Knits Chairs

BROWN BAG EXCHANGE

We will be running the Brown Bag exchange a little differently this year. The item to be made will be announced at the September 8 meeting so that you will have a month to choose your yarn. Be sure to bring your yarn in an opaque bag, listing the fiber content on the outside of the bag. In addition, we ask that you mention whether the yarn has been in a home with pets or smokers, and/or you need your yarn to go to a pet- and smoke-free home, so that people with allergies will be aware. Our hospitality chair Pat Fisher and members of her committee will hand you a bag which will meet your criteria.



SEPTEMBER SING-A-LONG!

Remember last year's Knitting Song, formerly known as Garden Song? Well, in a return performance, Carol Spiegel will lead us in Our Favorite Things, formerly known as My Favorite Things from The Sound of Music, at the September Guild meeting. There will be a musical accompaniment this time, too. Be prepared to join in on the chorus:

*When the stitch drops, when the yarn breaks
When I'm feeling sad
I simply remember my favorite things
And then I don't feel so bad.*

MEMBERSHIP COMMITTEE

It's the beginning of our 2014–15 year and for your Membership Committee that means lots and lots of printing: membership cards for discounts at advertisers who support MKG (please thank them all), name badges, and place holders for badges. There are some changes this year:

- The artwork and color scheme are new. I hope you like them.
- Your 2014-15 membership card is behind the name card in your badge holder.
- The place cards for badges have been reprinted. They are now taller and come in eight colors. If you remember your color, you'll find your badge more quickly.
- Please return your badge so it will be here for you at the next meeting. If you lose your badge and/or membership card, there will be a \$5.00 replacement charge.
- Remember your badge is required for entry to members only meetings and to check out items from the library.
- When you return your badge at the end of the meeting, there will be two lines to speed the process: one line for the beginning of the alphabet and another for the end. The lines will be labeled and I'll be there to direct traffic.
- Your badge lives IN FRONT of its place card. Please return it to that home.



I'll do my best to have at the meetings all the badges of paid members. If you renew within only a couple of days of a meeting, I can't guarantee your badge will be there, so sooner is better. Thank you for your patience.

- Carol Spiegel, Membership Chair

**WANTED IN
SEPTEMBER & OCTOBER
Mittens and Hats for
children 4–11 years old.**

COMMUNITY PROJECTS:

This past summer, the Guild received donations of 164 knit or crocheted scarves and newborn baby hats from community partners for us to pass along to the agencies we support. At the August meeting, member donations included 50 items: hats, mittens, scarves, cowls, critters and a baby wrap. Thank you!

For patterns and Ready-to-Knit kits, check out the Community tables in our new location at Promega. A yellow card with the Community Calendar for the year is available to tuck in your bag and donations are welcome at any time. The school children at Allis and Emerson schools would appreciate hats and mittens this fall. In November we will focus on men's items for Porchlight, an agency supporting the homeless, as well as providing children's hats, mittens and scarves to the transitional housing program, The Road Home.



Looking for a way to clear out your stash or buy lovely yarn or notions at discounted prices? Bring your donations for the December sale to any fall meeting. The proceeds will benefit the Second Harvest Foodbank of Southern WI, Inc. Less than full skeins of yarn will be used for other projects as well.

Look what was made during the August Bonus Meeting!! Members knit the wings for 58 butterflies for the Monona Library Summer Reading Program. The bodies are being added and they will be ready to fly off. Thanks for getting our "critter" supply started, more are available for the September meeting.

Pattern of the Month — Check out the fun, scrappy Lengthwise Scarf pattern developed by Guild members for community knitting projects (see page 6). What a great way to use leftover lengths of yarn and make a lovely scarf that can be donated to support others in the community! A variety of yarn fibers can be combined using only 26 yds of each, or more

if desired, to make scarves that are either a fashion scarf for a job interview or will provide warmth and beauty in a Wisconsin winter. This is a fun and fast garter stitch project. Post your finished scarf at the [Guild's group on Ravelry](#) and see what others have made.

— Rae Sprague, Community Projects Chair



Bulky Waffle Hat

Free pattern in the Summer 2014 issue of Knitters' Knews.

LENGTHWISE GARTER STITCH SCARF

Knit every row in this self-fringing scarf, which is worked back and forth along its length. Cut the yarn at the end of each row (including the cast-on row) leaving a 10" tail. Leave a 10" tail as you begin each row.

Materials:

- 320 yards of assorted (dk, worsted, novelty) yarn (excellent way to use up left over yarn!)
- Size 8 circular needle at least 32" long. (Although gauge is not important, if you tend to knit very loosely, use a size 7; if you tend to knit very tightly, use a size 9)
- A marker which opens such as a pin to designate right side of work
- A tape measure or ruler to measure fringe length

Finished measurements: 50-60" long (not including fringe) x 5" wide

Directions: Using a plain yarn and your favorite cast-on method, loosely cast on 200 stitches. Cut yarn leaving a 10" tail. Knit every row until the scarf measures 5" wide.

Remember to leave 10" tail at beginning and end of each row for fringe. Loosely bind off.

Finishing: Using a square knot, tie pairs of fringe together. Straighten and trim fringe to an even length.

Suggested color scheme: Twelve different yarns will yield a 5" scarf using the following color pattern. Using a plain yarn (Color A), loosely cast on 200 stitches.

Row 1 (WS) Color A

Row 2 (RS) Color B Place marker to indicate beginning of RS rows.

Row 3 (WS) Color B

Row 4 (RS) Color C

Row 5 (WS) Color C

Continue in this manner, changing colors at the beginning of every RS row until the scarf measures 2.5"

Work 2 or 4 rows with the next yarn and then reverse the color sequence, mirroring

the first half of the scarf. Work the final row and loosely bind off with Color A.

You may change color/yarn after each row and you may use any number/assortment of yarns/colors.

This scarf pattern was developed and written by MKG for members to enjoy as they consider community knitting this year. We encourage you to knit one up for someone in your community! Scarves are donated to community centers and pantries and provided to women entering domestic abuse shelters.

KNIT-IN 2015


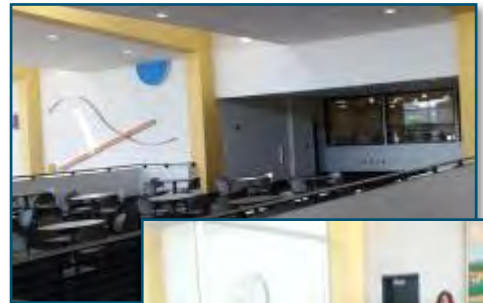
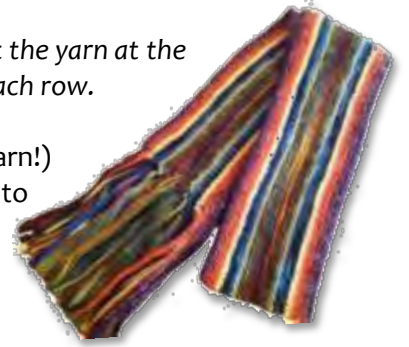
The **MKG Knit-In 2015** is getting a complete update in every way. Our new location, Alliant Energy Center, is simply beautiful and boasts sunny windows, open spaces, lovely gathering and "knit with your friends" spaces, and a sprawling vendor hall plus eight full classrooms. We are so excited to enjoy these wonderful facilities and a great event. Stay tuned to Knitters' Knews for all of the latest updates.

What's new? We still need help with organizing and implementation of our programs. Teams are well underway by this point, and are always welcoming new folks to join in the fun.

In talking with the entire Knit In team, we've discovered an additional need. We are looking for volunteers to help with **hospitality** at the event. One of the goals we have set for ourselves is to make sure that the event is valuable for folks who are not taking classes... so we'd like to add some depth to this through a variety of ways, including "Intro to Knitting" for beginners who would like to give it a go, "MatchYarnDotCom" for folks who aren't sure what to make with the yarn they purchased, and all sorts of other fun little "pop up" events throughout the weekend. If you are interested in helping organize or run one or more of these elements, please contact Kirsti (kirsti.johanson@gmail.com) for more information.

As always, I will be in the Promega BTC Atrium before and after our Guild meeting, and look forward to meeting new volunteers. Please stop by and sign up with your email address if you are interested in any part of the planning and hosting of this great event.

— Kirsti Johanson, Knit-In Co-Chair



2013-14 MADISON KNITTERS' GUILD ANNUAL REPORT *(Click here to view the full report.)*

The Madison Knitters' Guild 2013–14 operating year opened with a balance of \$27,932.00 on July 1, 2013 and closed with \$27,277.64 on June 30, 2014. While it may look like a decrease of \$655, it is not. The Guild pre-paid expenses for 2014–15 Speakers and the 2015 Knit-In which totaled \$1,142, and approved to pay for library carts out of our cash reserves.

Budget Considerations for 2014–15: We have not increased our dues, but costs are increasing.

- Holding meetings at Promega provides high quality facilities with improved lighting which members requested.
- Securing a new venue for Knit-In 2015. The Alliant Center will be more expensive than Bishop O'Connor Center, but has more rooms for classes and marketplace.
- Hosting nationally-recognized speakers is expensive. Many will not travel without a guarantee of income from two days of teaching. In addition to the speaking fees, many request hotel accommodations instead of staying with a Guild member host. Transportation costs are also increasing.
- The Guild will offer the speaker's classes to help offset the costs of bringing speakers to Madison. Local shops have done this in the past, but many are no longer interested. By offering these classes through the Guild we can make excellent learning experiences available to Guild members at reasonable prices.

Notable achievements during the past year included:

- Enrolled 545 members surpassing our goal of 500 members.
- Additional improvements to the MKG website featured the new Members Only section, which includes Show N' Tell details, Board Minutes, Member Forums, and handouts from speakers and Neighborhood Knits.
- Held a second Volunteer Fair for members to learn about ways to become more active with the Guild.
- Provided high quality monthly newsletter that is interesting, informative, and readable with excellent graphics.
- Our library includes 988 items (390 books/pamphlets; 58 tapes/DVDs; 540 magazines and newsletters) housed on brand new library carts with protective canvas covers.
- Uploaded the MKG library collection to Library Thing allowing members to search our collection online at any time
- Hosted the annual Knit-In with 242 people enrolled in classes and 200 shoppers.
- Expanded the Knit-In to include a Friday evening reception and presentation by Franklin Habit (83 attendees) as well as a full schedule of classes on both Saturday and Sunday; 29 classes were offered, an increase of 5 over 2013.
- Chartered three bus trips: Stitches Midwest in August 2013 (26 registered participants), Vogue Knitting Live in November 2013 (46 registered participants), and our first overnight Knitting Safari to five stores in June 2014 (56 registered participants).
- Co-hosted the 2nd annual Stitch n' Pitch with Madison Mallards in June 2014.
- Facilitated the annual retreat at the Chalet Landhaus in New Glarus in January 2014 for 60 knitters.
- Provided members with a printed Community Projects Calendar in September 2013.
- Supported our community by providing 1,027 knitted or crocheted items and 258 pairs of purchased socks and mittens to more than 18 agencies; and 647 "critters" to the Monona Public Library summer reading program.
- Provided yarn to various groups and numerous Correctional Institutions in Wisconsin.
- Assembled 400 ready-to-knit kits for members to complete and donate.
- Raised \$1,1756.83 for Second Harvest Foodbank (includes 16 items sold at silent auction donated by The Sow's Ear).
- Conducted the annual Brown Bag Exchange (2 color knitted accessories) with 30 participants.
- Offered 20 free Neighborhood Knits mini classes (90 minutes long) throughout the Madison area, free to members.
- Held members only May meeting, which included dessert buffet and 175 door prizes.
- Hosted national and local speakers at monthly meetings and Knit-In.
- Held a Knit Along ending with a sweater parade of approximately 30 members during the May 2014 meeting.
- Taught children to knit at Madison Children's Museum (6 sessions) and Emerson School (3 sessions).

Several new Board activities are already planned for the 2014–15 year:

- Offer classes with national teachers.
- Upgrade the library by developing an online centralized library data repository.
- Continue to offer members only Neighborhood Knits classes with a nominal fee of \$5 to help cover costs.
- Organize a Knit Along, using Amy Herzog's Chimera Cardigan from *Knit to Flatter*.
- Website improvements planned include a redesign of the advertisers page to include logos, provide mini-guides for events and forums, and update the patterns page.
- In response to a gift from Pauline Sinkule intended to benefit all members, we are scheduling a special speaker.

Please direct your questions or comments to Board@MadisonKnittersGuild.org

AUGUST GUILD MEETING MINUTES:



President Connie Burmeister welcomed our members to our new meeting site at Promega. She thanked Barbara Rottman for her help with the PowerPoint slides.

Announcements:

- Members knit a butterfly for the Monona Summer Reading Program during the meeting. Pattern and yarn were available thanks to the efforts of the Community Knitting Committee.
- Volunteer for the Advertiser/Vendor Committee? Contact advertsing@madisonknittersguild.com.
- Knit-In Chair Kirsti Johanson needs help with Knit-In 2015; contact Knit-In@madisonknittersguild.org
- This year's Knit Along (KAL) will be the Chimera Cardigan from Amy Herzog's *Knit to Flatter*. The kick-off meeting is Sept. 21 at the Fitchburg Public Library.
- Neighborhood Knits classes will be available soon:
 - Math for Knitters with Mary Hamel
 - Knitted Hats with Cathy Baker
 - Magic Loop Socks with MJ Wiseman
- Teachers are needed for the following classes: Buttonholes, Set-In Sleeves, I-Cord, and Circular Knitting. Contact Sandy Gordon or Bonnie Dill.
- Community Knitting Calendar cards are now available. Refer to the list of recommended projects

for the year. Donation of yarn and notions are always needed.

- Mittens and hats are needed for September and October.
- Come early to the September 8 Guild Meeting to attend the Knit Connections from 5:45–6:15pm in room 122.
- Mary Underwood will be the speaker in September; sign up for the first Show 'N Tell of the year.
- MKG is offering knitting classes with Shirley Paden, designer, instructor and October's speaker (see page 10 for details)
- Mary Jane Mucklestone, November's speaker, will teach the next group of classes on Nov 9 and 10.
- Knit-In 2015 will be Feb. 20–22 at the Alliant Energy Center. Patty Lyons and Joanna Johnson will be featured teachers.

Program: **Anne Bosch**, owner of Blackberry Ridge Woolen Mill in Mt. Horeb, described how she started the mill by purchasing machines from other mills around the country. She gave a very personal description of how the woolen yarn (not worsted) is made and all the work involved, from buying 6,000 lbs. of wool every other year and hauling it to Texas for scouring, and then coming back to the mill to spin the yarn and dye it. She uses a variety of processes for dyeing: dye bath, spray painting the dye and the color flow method which creates very long repeats. Ann also does custom spinning and dyeing. 99% of MKG members were very familiar with Blackberry Ridge yarns. There is an annual open house including tours of the woolen mill at Blackberry Ridge on the weekend before Thanksgiving.

– Bonnie Dill, Secretary Photos by Carol Spiegel



KNITWEAR DESIGN WORKSHOP: A COMPREHENSIVE GUIDE TO HANDKNITS

Shirley Paden's designs combine style with couture finishing elements. This kind of attention to detail is what makes her designs very, very Vogue. It is no wonder that designs have been featured in *Vogue Knits*. Shirley's design work is almost exclusively garments for women, and those garments are in one of three classes: sweaters, evening/formal wear, or jackets, suits and dresses. Choosing lace, cables and colorwork as her preferred stitch options, Shirley narrowed her focus even further. She calls this approach to design "trend with tradition" or "2T". The result is a stunning collection of couture garments sampled and shared in this book.

In *Knitwear Design Workshop*, Shirley shares her design process from point of inspiration to finished garment, keeping in mind the 3 F's: form, fabric and function. Shirley describes her approach to design as architectural because of her emphasis on thematic design themes unified by line, texture and material. Not surprisingly, she approaches knitting projects as an architect might, placing emphasis on the design, planning and careful measurements. She begins projects with a profile sketch phase to define the feeling of each project. For example, she chooses images that reflect a sophisticated, trendy, sporty or conservative feeling and then a stitch to express the idea. Next, Shirley draws a schematic outline that becomes the plan for the garment.

This book is a step-by-step guide to designing a project using Shirley's methods, including a design process checklist. Starting with the planning and sketch phase, Shirley covers how to choose yarn, decide on a pattern stitch, and how to understand stitch instructions. As might be expected, there is heavy emphasis on gauge and swatching. Four chapters delve into choice of silhouette options, from pullover with their many body and armhole shapes, to cardigans, skirts and dresses. Rounding out the technical chapters are comprehensive sections on armhole shaping, sleeve and cuff choices, neckline choices, and neckbands, collars and lapels. Finally, Shirley offers advice on professional finishing touches, including seaming and blocking. The book also includes complete instructions for four projects that illustrate the 2T approach.

– Book review by Barbara Rottman

VENDORS FOR SEPTEMBER:

SPRY WHIMSY FIBER ARTS



was an offshoot of Forest Academy Alpacas. Peter and Ingrid McMasters owned alpacas from 2002 until 2013 when we moved off the farm. Ingrid began spinning in 2003 and hasn't stopped since. She has fallen in love with amazing textural differences in all things fiber;

animal and plant!

She was introduced to multiple felting methods in the fall of 2010 and brought them home to

Visit Us: 171 Main Street, Stoughton, WI 53589 **Email:** Ingrid@sprywhimsy.com or peter@sprywhimsy.com

Website: www.sprywhimsy.com and www.facebook.com/sprywhimsy **Phone:** 608-239-0688



Peter. Thus the addiction began. Peter hasn't stopped felting since! You can see some of Peter's addiction as a Fiber Artist on our website under [Felting Projects](#).

The two of us can't wait to share this fun and rewarding adventure with you!

We offer 10% off to Madison Knitters Guild members on any Spinning or Felting classes held in our Stoughton Studio. Don't forget to ask for it when booking your class.



DARN. KNIT. {ANYWAY} is a brick and mortar yarn store in Stillwater, MN, owned by Aimee Pelletier and Jennifer Krueger. The store is celebrating five years in business in October! We have a full curriculum of fiber classes we call Darn Knit University. Twice a week, every week, we teach beginners to knit because we love

nothing more than helping to create new knitters! We also teach more advanced knitting, crochet, spinning, weaving and felting. We strive to be a welcoming, casual store, a place where anyone is welcome.

At darn. knit. {anyway}, we sell all price points of yarn from acrylic and wool blends to cashmere! We love hand dyed yarns and even have a hand dyed yarn of the month club. We are the only shop in the Twin Cities to carry the full line of Quince & Company yarns, and we'll be bringing them with us to the September Guild Meeting, along with a few other of our most popular yarns and projects. We offer Guild members 10% off in store or use MADGUILD coupon code online.

Visit Us: 423 S Main Street, Stillwater, MN 55082

Email: info@darnknitanyway.com

Website: www.darnknitanyway.com

Phone: 631-342-1386



FALL KNITTING CLASSES

We are thrilled with the response of members to our Fall Classes. The November classes with Mary Jane Mucklestone are nearly full, but seats are still available in the October classes featuring Shirley Paden. Class descriptions are posted to the [Events calendar](#) on the MKG website and summarized below.



[Design Master Class - Retreat](#), **Friday, October 10**, from 4:30–7:30 pm and **Saturday, October 11** from 9 am–5 pm (11 hours). Class fee: \$75 Members, \$85 non-Members. In this comprehensive design retreat, students learn to custom-make their own sweater patterns. They will learn how to construct four different types of garments and two different types of necklines. Students will also learn different fitting techniques.

["The Final Touch" Finishing Class](#), **Sunday, October 12**, from 10 am–5 pm. Class fee: \$75 Members, \$85 non-Members. In this class, students will learn professional garment finishing and assembly techniques. It is for hand knitters at all levels.

[Lace Techniques](#) with **Shirley Paden**, **Monday, October 13**, from 10 am–5 pm. Class fee: \$75 Members, \$85 non-Members. Students will learn to knit, shape and chart various types of lace. They will knit sample swatches of both single and double-sided lace patterns and lace borders. They will work through drawing a chart and planning armhole and neckline shaping as well as shaping within a pattern stitch.

[Shirley Paden](#) is an internationally recognized designer, author and speaker, whose designs have appeared in numerous publications and collections of leading yarn companies, including *Vogue Knitting*. Her book, *Knitwear Design Workshop A Comprehensive Guide to Handknits*, is filled with information on design, custom fitting and finishing. Here are some comments from students in one of Shirley's past classes:



Carol W: Shirley is a wonderful teacher. I was very inspired by her class and teaching methods.

Cynthia W: Shirley's skill level and dedicated teaching ethic really made the retreat what it was—as good as it gets... What really struck me was her willingness to go above and beyond the standard class methods to teach us.

Mirna C: Shirley is a witty, smart, charming and classy lady with an amazing attention to detail... She gave us lots of formulas for making the perfect garments.

EWE AND JANINE— SEPTEMBER 2014:

I'm Janine Kam, a shepherdess in New Glarus, Wisconsin. I love sheep, knitting, spinning, sewing, dyeing, and all things textiles, especially wool.

FARM: Not everything is idyllic on a farm every day; after a quartet of raccoons "savaged" 51 chickens in 2 nights (ripping and throwing them everywhere and not even eating them), I decided to put some livestock guardian sheep (and one boar) around the new 74 chickies. No photo, you're welcome. Yes, we are getting a livestock guardian dog but s/he has not arrived yet so sheep will have to do. The rams have horns so I'm hoping that they will look imposing to raccoons. Stay tuned and don't count your chickens before they get to the freezer!



KNITTING: I finally finished Take 2 of my Swarming Bees Shawl. On Take 1, I was casting off and 21" short of yarn because I did not leave one-third of my total yarn for the edging as Anne of Blackberry Ridge Woolen Mill recommends. I didn't like the fabric anyway because it was a little too 'tight' so I de-knitted and re-knitted it on larger needles and it worked out well. The sections of regular swarming bees adjacent to sections of random motifs of honeycomb and bees provide a nice contrast to the waves of honey surrounding it all and then edged with more honeybees. I like random patterning because there is no such thing as a mistake! This is a two-ply yarn, handspun from Blue-Faced Leicester top, dyed with Landscape dye: sarsaparilla (a purple), and knitted with a #6 needle.

PATTERN: This summer I visited Bloomington, Indiana and saw an interesting store with hand dyed, local rovings. So I bought some roving and spun it in a DK weight to make a Lewis & Clark hat for my husband. The colors of the roving were just grand but I'm not so sure now that it is spun but it is making a nice striping in the hat so far. I'm knitting a basic hat. Instead of decreasing every other row for the crown, I will decrease every four rows. It'll have a nice taper that I'll tack down so he can wear it under his hood this winter. Can one ever have too many hats? Happy Knitting!

KNIT ALONG (KAL)

Now that summer is winding down it is time to think about knitting a sweater!

Please consider joining the KAL group as we knit Amy Herzog's Chimera sweater. It is from her *Knit to Flatter* book. Yes, **you** can knit this sweater. Knitting a sweater as part of a KAL group is a good way to stretch your knitting comfort zone and meet others who share your interest in knitting. The group helps each other through the challenging parts and celebrates the knitting that flows off our needles! This pattern is easily adaptable—it is your sweater to make whatever changes you desire. The fun part is knitting with a group.



The first meeting for the KAL will be on September 21 from 2–4 pm at the Fitchburg Library (5530 Lacy Road). We have reserved a large meeting room for the Sunday afternoons after the next three Guild meetings. At the September meeting we will confirm that Sunday afternoon is a good time to meet and that the Fitchburg library is a good place to meet.

September 21: Taking our Measurements. (Come take your measurements even if you don't intend to participate in the KAL.) This is a great opportunity to get an accurate set of measurements so you have a better chance of ending up with a sweater that fits you! It is helpful, but not necessary, to review *Knit to Flatter* before September 21. Your measurements are just numbers! You will knit in features to your sweater that flatter your shape. *Wear form fitting (not tight) clothing and a good bra. Bring a tape measure, paper & pencil and your sense of humor. We will have a good time measuring each other!*

October 19: Checking our Swatches. In order to have your sweater fit, you need correct measurements and you need to know what YOUR gauge is. We will be checking our gauge at this meeting. Some overachievers may have already started their sweaters by this date! *Bring your swatch(es), tape measure and calculator.*

November 16: Casting on our Sweaters. We will continue to meet at least monthly until our sweaters are complete. *Bring your yarn and needles to begin your sweater.*

Our goal is to have our sweaters completed so we can model them at the May 2015 Guild meeting! Those of us who did the KAL last year had a really great time together; we are looking forward to meeting more friendly knitters from the Guild as we knit another sweater together. You are welcome to join us in the fun!

– Margy Blanchard and Nancy Hilmanowski, KAL Co-Chairs


KNITTERS' KNEWS ADVERTISERS

Thank you to all our advertisers for supporting the Guild! We encourage our members to support them in return whenever possible. Please click on the logos to visit that advertiser's website, or visit the Advertisers page on the Madison Knitters' Guild website for more information on each advertiser.





Fiddlehead Yarns
262-925-6487 MF 10-6 SA 10-4
7511-26th Ave • Kenosha, WI 53143
www.fiddleheadyarns.com




**Kaleidoscope
FIBERS**



**Knit one
Purl Two**
Yarning for a good time



**Spry Whimsy
Fiber Arts.
LLC**
Fibers supplies & classes
for spinning & felting.



Advertise with the Madison Knitters' Guild! Contact advertising@madisonknittersguild.org for details.